

INFORMATION, SCIENCE AND TECHNOLOGY: The governments of the world agreed on...

"Everyone has the right to freedom of opinion and expression; this right includes freedom to hold opinions without interference and to seek, receive, and impart information and ideas through any media and regardless of frontiers."

Universal Declaration of Human Rights, Article 19, 1948.

"We recognize that education, knowledge, information and communication are at the core of human progress, endeavour and well-being... The rapid progress of these technologies opens completely new opportunities to attain higher levels of development."

World Summit on the Information Society, 2003.

HUMAN RIGHTS:

The right to information, research and professional training is enshrined in:

UDHR - Art. 19 & 27 CEDAW - Art. 10 & 14
CERD - Art. 5 CRC - Art. 17 & 28
CESCR - Art. 13 & 15






INTERNATIONAL COMMITMENTS:

Information, communication and research are considered in:

World Summit for Social Development - Commitment 6
Millennium Development Goals - Goal 8

	INTERNET USERS (per 1,000 people)			PERSONAL COMPUTERS (per 1,000 people)			TELEPHONE MAINLINES (per 1,000 people)			SCIENTISTS AND ENGINEERS IN RESEARCH AND DEVELOPMENT (PER MILLION PEOPLE)			INFORMATION AND COMMUNICATION TECHNOLOGY EXPENDITURE (% OF GDP)			TERTIARY EDUCATION ENROLMENT RATIO, (GROSS)			
	1995	2002	Progress or regression	1990	2002	Progress or regression	1990	Latest available data	Progress or regression	Initial data	Latest available data	Progress or regression	1992	2002	Progress or regression	1990	Latest available data	Progress or regression	
Countries in better situation																			
Australia	28	482	→	150	565	→	456	539	→	3365 ^L	3439 ^P	→	7.2	6.4		35	65 ^D	→	
Austria	19	409	→	65	369	→	418	489	→		2313 ^M	→	5.0	5.3		35	57 ^P	→	
Belgium	10	328	→	88	241	→	393	494	→	253 ^L	2953 ^D	→	5.5	5.5		40	58 ^P	→	
Bermuda	67	464 ^D	→	317 ^K	523	→	617	862	→		587 ^M	→					62 ^P	→	
Canada	43	513	→	107	487	→	565	635	→	3059 ^L	2978 ^D	←	6.8	5.9		95	59 ^P	←	
Croatia	5	180	→	15 ^G	174	→	172	417	→		1187 ^D	→		8.0			24	36 ^D	→
Czech Republic	15	256	→	12	177	→	158	362	→	1257 ^L	1466 ^D	→	6.3	7.2		16	30 ^P	→	
Denmark	38	513	→	115	577	→	567	689	→	3186 ^L	3476 ^D	→	6.4	5.8		36	59 ^P	→	
Estonia	27	328	→	68 ^L	210	→	204	351	→	2079 ^L	1947 ^P	←				26	59 ^P	→	
Faeroe Islands	23 ^F	524	→		67 ^D		481	482											
Finland	137	509	→	100	442	→	534	523		4114 ^M	711 ^D	←	4.7	5.8	→	49	85 ^P	→	
France	16	314	→	71	347	→	495	569	→	2658 ^L	2718 ^D	→	5.8	5.2		40	54 ^P	→	
Germany	18	412	→	90	431	→	441	651	→	281 ^L	3153 ^D	→	5.4	5.2		34	46 ^N	→	
Hong Kong (China)	32	430	→	47	422	→	450	565	→	93 ^K	1998 ^M	→	5.0	4.6		19	27 ^M	→	
Iceland	112	648	→	39	451	→	510	653	→	4902 ^M	6639 ^P	→	6.3 ^I	7.4 ^A	→	25	48 ^P	→	
Israel	9	301	→	63	243	→	343	467	→	1332 ^L	1563 ^M	→	4.6	6.4	→	34	53 ^P	→	
Italy	5	352	→	36	231	→	388	481	→	1333 ^L	1128 ^D	←	3.7	4.4		32	50 ^P	→	
Japan	16	449	→	60	382	→	441	558	→	4909 ^L	5321 ^D	→	5.7	5.3		30	48 ^P	→	
Korea, Rep.	8	552	→	37	556	→	306	489	→	2193 ^L	288 ^D	←	4.9	6.5	→	39	82 ^D	→	
Latvia	8 ^F	133	→	3 ^J	172	→	234	301	→	1136 ^L	1078 ^D	←				25	64 ^P	→	
Luxembourg	16	370	→	373 ^L	594	→	481	797	→							6	10 ^P	→	
Monaco		494					815	1040	→		676 ^M								
Netherlands	65	506	→	94	467	→	464	618	→	2219 ^L	2572 ^D	→	6.7	5.8		40	55 ^P	→	
New Zealand	50	484	→	97 ^G	414	→	434	448		1419 ^E	2197 ^M	→	9.1	7.4	←	40	72 ^D	→	
Norway	64	503	→	145 ^G	528	→	502	734	→	2876 ^E	4377 ^D	→	5.6	4.1	←	42	70 ^P	→	
Portugal	15	194	→	27	135	→	243	421	→	1383 ^M	1754 ^D	→	2.8	5.8	→	23	50 ^P	→	
San Marino	14	531	→	725 ^D	760	→	445	763	→										
Singapore	28	504	→	66	622	→	346	463	→	1211 ^C	4052 ^D	→	6.8	6.5		19	44 ^M	→	
Slovenia	29	376	→	32 ^G	301	→	211	506	→	2255 ^L	2258 ^D	→	2.8	4.9	→	25	61 ^P	→	
Spain	4	156	→	28	196	→	316	506	→	1304 ^L	1948 ^D	→	4.0	4.5		37	57 ^P	→	
St. Kitts and Nevis	20 ^F	213	→	113 ^N	191	→	237	500	→										
Sweden	51	573	→	105	621	→	681	736	→	4164 ^M	5186 ^P	→	7.6	6.5	←	32	70 ^P	→	
Switzerland	36	351	→	87	709	→	574	744	→	2452 ^E	3592 ^P	→	7.6	6.2	←	26	42 ^P	→	
United Kingdom	19	423	→	108	406	→	441	591	→		2477 ^L		7.2	6.1	←	30	59 ^P	→	
United States of America	95	551	→	218	659	→	547	646	→	3882 ^D			7.5	6.5		75	71 ^P	←	
Countries above average																			
Aruba	27 ^F	226 ^D	→				282	350 ^D	→							26 ^M	29 ^D	→	
Bahamas	10	192	→				274	406	→							19	25 ^M	→	
<p>→ Significant progress → Slight progress Stagnant ← Slight regression ← Significant regression</p>																			

	INTERNET USERS (per 1,000 people)			PERSONAL COMPUTERS (per 1,000 people)			TELEPHONE MAINLINES (per 1,000 people)			SCIENTISTS AND ENGINEERS IN RESEARCH AND DEVELOPMENT (PER MILLION PEOPLE)			INFORMATION AND COMMUNICATION TECHNOLOGY EXPENDITURE (% OF GDP)			TERTIARY EDUCATION ENROLMENT RATIO, (GROSS)		
	1995	2002	Progress or regression	1990	2002	Progress or regression	1990	Latest available data	Progress or regression	Initial data	Latest available data	Progress or regression	1992	2002	Progress or regression	1990	Latest available data	Progress or regression
Bahrain	4	247	→	52 ^K	160	→	191	263	→							18	21 ^N	→
Barbados	0	112	→	57 ^K	104	→	281	494	→							27	39 ^O	→
Belarus	0	82	→				154	299	→	2247 ^L	1893 ^M	←				48	62 ^O	→
Bulgaria	1	81	→	11 ^H	52	→	242	368	→	1765 ^L	1167 ^P	←	2.1	6.9	→	31	40 ^P	→
Chile	4	238	→	9	119	→	66	230	→	310 ^E	419 ^O	→	4.6	5.7	→	21	37 ^P	→
Costa Rica	4	193	→	69 ^M	197	→	101	251	→	530 ^D						27	21 ^O	←
Cyprus	5	294	→	9	270	→	419	688	→	6989 ^L	400 ^P	←				13	22 ^P	→
Dominica	5	160	→	65 ^O	90	→	164	304	→									
Greece	8	155	→	17	82	→	389	491	→	1038 ^M	14 ^O	←	2.4	4.8	→	36	61 ^P	→
Grenada	3 ^F	142	→	108 ^N	132	→	177	316	→									
Ireland	11	271	→	86	421	→	281	502	→	1873 ^L	219 ^O	←	5.5	4.0	←	29	47 ^P	→
Jordan	0	58	→	7 ^J	38	→	72	127	→		1948 ^M					16	31 ^O	→
Lithuania	3 ^F	144	→	5 ^J	110	→	212	270	→	2074 ^L	2303 ^O	→				34	59 ^P	→
Macao (China)	3	260	→	137 ^O	208	→	255	399	→	27 ^O	41 ^P	→				25	66 ^O	→
Malaysia	1	320	→	8	147	→	89	190	→	92 ^L	160 ^N	→	4.7	7.3	→	7	26 ^O	→
Malta	2	209	→	14	255	→	360	523	→	96 ^D						13	25 ^P	→
Poland	6	230	→	8	106	→	86	295 ^O	→	1359 ^L	1473 ^O	→	1.9	5.2	→	22	56 ^P	→
Puerto Rico	1	156 ^O	→				279	346 ^O	→							45	41 ^M	←
Russian Federation	1	41	→	3	89	→	140	242	→	3801 ^L	3494 ^O	←	1.5	3.7	→	52	68 ^O	→
Serbia and Montenegro	2 ^F	60	→	12 ^I	27	→	166	233	→	1337 ^G	2389 ^O	→				18	36 ^P	→
Seychelles	7 ^F	145	→	120 ^N	161	→	124	269	→									
Slovakia	5	160	→	28 ^J	180	→	135	268	→	1863 ^L	1774 ^O	←	4.0	5.8	→	19	30 ^P	→
South Africa	7	68	→	7	73	→	93	107	→	288 ^E	992 ^I	→	5.4	9.2	→	13	15 ^O	→
St. Lucia	3	82 ^O	→	0 ^I	150	→	129	320	→							25	25 ^N	→
United Arab Emirates	1	337	→	29 ^H	129	→	206	314	→							9	10 ^N	→
Countries below average																		
Argentina	1	112	→	7	82	→	93	219	→	350 ^D	684 ^O	→	2.4	3.9	→	39	57 ^O	→
Armenia	0	16	→	2 ^M	16	→	157	143	→	1547 ^M	1313 ^P	←				20	26 ^O	→
Azerbaijan	0	37	→				86	113	→	2791 ^L	2799 ^M	→				24	23 ^O	→
Belize	0	119	→	29 ^K	138	→	92	124	→							1	1 ^M	→
Bolivia	1	32	→	2 ^G	23	→	28	68	→	74 ^N	123 ^O	→				21	39 ^O	→
Bosnia and Herzegovina	0 ^F	26	→				140 ^H	237	→							15	16 ^M	→
Brazil	1	82	→	3	75	→	65	223	→		323 ^P		3.5	8.3	→	11	18 ^O	→
Brunei Darussalam	11	102 ^O	→	11 ^H	77	→	136	256	→							4	13 ^O	→
China	0	46	→	0	28	→	6	167	→	459 ^L	584 ^O	→	1.9	5.8	→	3	13 ^P	→
Colombia	2	46	→	9 ^H	49	→	69	179	→	83 ^L	101 ^P	→	4.4	6.7	→	13	24 ^O	→
Dominican Republic	0	36	→				48	110	→							20	23 ^M	→
Fiji	0	61	→	40 ^N	49	→	58	119	→	50 ^B						8	14 ^M	→
French Polynesia	1 ^F	143	→	224 ^O	285	→	194	214	→							1	3 ^M	→
Georgia	0	15	→	19 ^O	32	→	99	131	→	3186 ^L	2421 ^O	←				37	36 ^O	→
Guyana	1 ^F	142	→	24 ^N	27	→	20	92	→							6	12 ^M	→
Hungary	7	158	→	10	108	→	96	361	→	1021 ^L	144 ^O	←	3.7	6.4	→	14	40 ^P	→
Iran, Islamic Rep.	0	48	→	14 ^J	75	→	40	187	→	68 ^A	590 ^J	→				10	19 ^O	→
Jamaica	1	229	→	3 ^J	54	→	45	170	→	8 ^B						7	17 ^O	→
Kazakhstan	0	16	→				80	130	→	888 ^L	716 ^M	←				40	39 ^O	→
Kuwait	2	106	→	5	121	→	188	204	→	235 ^L	212 ^P	←				12 ^G	21 ^N	→
Kyrgyzstan	1 ^H	30	→		13	→	72	77	→		581 ^M					14	44 ^O	→
Lebanon	1	117	→	14 ^J	81	→	155	199	→							29	45 ^O	→
Libya	1 ^I	23	→		23	→	48	118 ^O	→		361 ^P					15	58 ^O	→
Macedonia, FYR	0	48	→				148	271	→	1333 ^K	387 ^O	←				17	24 ^P	→
Maldives	2 ^F	53	→	12 ^K	71	→	29	102	→									
Mauritius	2 ^F	99	→	4	116	→	52	270	→	184 ^E	360 ^H	→				4	11 ^O	→
Mexico	1	98	→	8	82	→	65	147	→	215 ^L	225 ^O	→	3.2	4.4	→	15	20 ^P	→
Moldova	0	34	→	2 ^K	18	→	106	161	→	250 ^L	329 ^M	→				36	29 ^O	←
Netherlands Antilles	2 ^F	9 ^O	→				247	372 ^O	→							14 ^N	14 ^O	→
New Caledonia	0	134	→				168	232	→	503 ^A						6	5 ^M	→
Panama	1	41 ^O	→	27 ^N	38	→	93	122	→	117 ^L	95 ^O	←				21	34 ^O	→
Peru	0	93	→	15 ^K	43	→	26	66	→	231 ^L	229 ^M	←				30	26 ^M	←
Qatar	2	115	→	47 ^J	180	→	190	289	→	591 ^B						27	23 ^O	→
Romania	1	83	→	2	69	→	102	194	→	2577 ^E	879 ^O	←	1.0	4.3	→	10	27 ^P	→
Saudi Arabia	0	62	→	24	130	→	77	144	→					5.0		12	22 ^O	→

 Significant progress
 Slight progress
 Stagnant
 Slight regression
 Significant regression

Notes: Figure 0 means a value under 0.5. Data source year: **A:** 1985; **B:** 1986; **C:** 1987; **D:** 1988; **E:** 1989; **F:** 1990; **G:** 1991; **H:** 1992; **I:** 1993; **J:** 1994; **K:** 1995; **L:** 1996; **M:** 1997; **N:** 1998; **O:** 1999; **P:** 2000; **Q:** 2001.

	INTERNET USERS (per 1,000 people)			PERSONAL COMPUTERS (per 1,000 people)			TELEPHONE MAINLINES (per 1,000 people)			SCIENTISTS AND ENGINEERS IN RESEARCH AND DEVELOPMENT (PER MILLION PEOPLE)			INFORMATION AND COMMUNICATION TECHNOLOGY EXPENDITURE (% OF GDP)			TERTIARY EDUCATION ENROLLMENT RATIO, (GROSS)		
	1995	2002	Progress or regression	1990	2002	Progress or regression	1990	Latest available data	Progress or regression	Initial data	Latest available data	Progress or regression	1992	2002	Progress or regression	1990	Latest available data	Progress or regression
St. Vincent and the Grenadines	1	60	→	89 ^N	120	→	124	234	→							7 ^N	12 ^O	→
Suriname	1	42	→		45 ^K	→	92	164	→									
Thailand	1	78	→	4	40	→	24	105	→	102 ^L	74 ^M	←	2.9	4.7	→	17	37 ^O	→
Trinidad and Tobago	2	106	→	4 ^G	80	→	141	250	→		145 ^N					7	7 ^O	→
Turkey	1	73	→	5	45	→	122	281	→		290 ^L		2.7	4.6	→	13	25 ^O	→
Ukraine	0	18	→	2	19	→	136	216	→		2882 ^L					47	57 ^O	→
Uruguay	3	119 ^O	→	22 ^K	110 ^K	→	134	280	→		219 ^O					30	38 ^O	→
Venezuela	1	51	→	10	61	→	76	113	→		187 ^O		3.6	4.4	→	29	18 ^O	←
Countries in worse situation																		
Afghanistan		0					2	1	→							2	2 ^M	→
Albania	0	4	→	2 ^L	12	→	13	71	→							7	15 ^P	→
Algeria	0	16	→	1	8	→	32	61	→							11	15 ^N	→
Angola	0 ^F	3	→	1 ^M	2	→	8	6	→							1	1 ^O	→
Bangladesh	0 ^G	2	→	0 ^M	3	→	2	5	→	50 ^I	51 ^K	→				4	6 ^O	→
Benin	0 ^F	7	→	1 ^K	2	→	3	9	→	174 ^E						3	4 ^O	→
Bhutan	1 ^I	14	→	4 ^N	14	→	4	28	→									
Botswana	1	30 ^O	→	7 ^J	41	→	21	87	→							3	5 ^O	→
Burkina Faso	0 ^F	2	→	0	2	→	2	5	→	15 ^L	16 ^M	→				1	1 ^M	→
Burundi	0 ^F	1	→	1	1	→	1	3	→	21 ^E						1	2 ^O	→
Cambodia	0 ^G	2	→	0 ^K	2	→	0	3	→							1	3 ^O	→
Cameroon	0 ^G	4	→	2 ^K	6	→	3	7	→	3 ^L	3 ^O	→				3	5 ^O	→
Cape Verde	2 ^G	36	→	4 ^M	80	→	24	160	→									
Central African Republic	0 ^F	1	→	1 ^N	2	→	2	2	→	55 ^F	47 ^L	←				2	2 ^O	→
Chad	0 ^G	2	→	1 ^N	2	→	1	2	→							1	1 ^O	→
Comoros	0 ^I	4	→	0	6	→	8	13	→							0	1 ^O	→
Congo, Dem. Rep.	0 ^I	1	→			→	1	0	→							2	1 ^N	→
Congo, Rep.	0 ^F	2	→	3 ^N	4	→	7	7	→	54 ^L	33 ^P	←				5	4 ^O	→
Côte d'Ivoire	0 ^F	5	→	1 ^L	9	→	6	20	→							3	7 ^N	→
Cuba	0 ^F	11 ^O	→	5 ^M	32	→	31	51 ^O	→	1145 ^E	489 ^O	←				21	27 ^O	→
Djibouti	0	7	→	2	15	→	11	15	→									
Ecuador	0	42	→	2 ^G	31	→	48	110	→	84 ^L	83 ^M	←				20	18 ^M	→
Egypt	0	28	→	3 ^J	17	→	30	110	→	469	493 ^G	→	1.9	3.3	→	16	37 ^N	→
El Salvador	1 ^F	46	→	16 ^O	25	→	24	103	→	15 ^L	47 ^P	→				16	17 ^O	→
Equatorial Guinea	0 ^G	4	→	2 ^N	7	→	4	17	→									
Eritrea	0 ^G	2	→	2 ^O	3	→	4 ^N	9	→							1 ^J	2 ^O	→
Ethiopia	0 ^F	1	→	1 ^N	1	→	3	5	→							1	2 ^O	→
Gabon	0 ^G	19	→	1 ^I	19	→	22	25	→									
Gambia	0	18	→	0 ^J	14	→	7	28	→							2 ^J	2 ^M	→
Ghana	0 ^F	8	→	0	4	→	3	13	→							1	3 ^O	→
Guatemala	0	33	→	1 ^I	14	→	21	71	→	103 ^O						8	8 ^M	→
Guinea	0	5	→	1 ^K	5	→	2	3	→							1	1 ^M	→
Guinea-Bissau	0 ^G	4	→			→	6	9	→							1	0 ^O	→
Haiti	0 ^F	10	→			→	7	16	→							1	1 ^M	→
Honduras	0	25	→	3 ^M	14	→	17	48	→		73 ^P					9	14 ^O	→
India	0	16	→	0	7	→	6	40	→		157 ^L		1.7	2.8	→	6	11 ^P	→
Indonesia	0	38	→	1	12	→	6	37	→	130 ^A			1.7	1.5	→	9	15 ^O	→
Iraq		1	→		8	→	39	28	→							13	14 ^O	→
Kenya	0	13	→	0	6	→	8	10	→							2	4 ^O	→
Kiribati	6 ^N	23	→	7 ^N	11	→	17	51	→									
Lao PDR	0 ^H	3	→	1 ^L	3	→	2	11	→							1	4 ^O	→
Lesotho	0 ^F	10	→			→	7	13	→							1	2 ^O	→
Liberia	0 ^G	0 ^O	→			→	4	2 ^O	→							3	8 ^N	→
Madagascar	0 ^F	3	→	1 ^M	4	→	3	4	→	14 ^N	15 ^P	→				3	2 ^O	→
Malawi	0 ^G	3	→	1 ^N	1	→	3	7	→							1	0 ^N	→
Mali	0 ^F	2	→	0 ^K	1	→	1	5	→							1	2 ^O	→
Marshall Islands	0 ^F	22	→	0	53	→	11	77	→									
Mauritania	0 ^G	4	→	6 ^L	11	→	3	12	→							3	3 ^O	→
Micronesia, Fed. Sts.	3 ^F	51	→			→	25	87 ^O	→							4 ^N		
Mongolia	0	21	→	3 ^K	28	→	32	53	→	578 ^L	531 ^P	←				14	35 ^O	→
Morocco	0	24	→	2 ^I	24	→	16	38	→							11	10 ^O	→

→ Significant progress
 → Slight progress
 → Stagnant
 ← Slight regression
 ← Significant regression

Notes: Figure 0 means a value under 0.5. Data source year: A: 1985; B: 1986; C: 1987; D: 1988; E: 1989; F: 1990; G: 1991; H: 1992; I: 1993; J: 1994; K: 1995; L: 1996; M: 1997; N: 1998; O: 1999; P: 2000; Q: 2001.

	INTERNET USERS (per 1,000 people)			PERSONAL COMPUTERS (per 1,000 people)			TELEPHONE MAINLINES (per 1,000 people)			SCIENTISTS AND ENGINEERS IN RESEARCH AND DEVELOPMENT (PER MILLION PEOPLE)			INFORMATION AND COMMUNICATION TECHNOLOGY EXPENDITURE (% OF GDP)			TERTIARY EDUCATION ENROLMENT RATIO, (GROSS)		
	1995	2002	Progress or regression	1990	2002	Progress or regression	1990	Latest available data	Progress or regression	Initial data	Latest available data	Progress or regression	1992	2002	Progress or regression	1990	Latest available data	Progress or regression
Mozambique	0 ^F	2 ^D	⇨	1 ^L	5	⇨	3	5	⇨							0	1 ^D	⇨
Myanmar	0 ^I	1	⇨	1 ^O	5	⇨	2	7	⇨							4	11 ^D	⇨
Namibia	0	27	⇨	12 ^L	71	⇨	39	65	⇨							3 ^G	7 ^D	⇨
Nepal	0	3	⇨	1 ^I	4	⇨	3	14	⇨							5	5 ^D	⇨
Nicaragua	0	17	⇨	7 ^I	28	⇨	13	32	⇨	203 ^C	73 ^M	⇨				8	12 ^M	⇨
Niger	0 ^F	1	⇨	0 ^M	1	⇨	1	2	⇨							1	1 ^D	⇨
Nigeria	0 ^F	4	⇨	4 ^I	7	⇨	3	6	⇨	15 ^C						4	4 ^M	⇨
Oman	4 ^H	66	⇨	2	35	⇨	60	84	⇨	3 ^O	4 ^P	⇨				4	7 ^D	⇨
Pakistan	0 ^F	10	⇨	1	4 ^K	⇨	8	25	⇨	65 ^D	69 ^M	⇨				3	4 ^M	⇨
Papua New Guinea	0 ^F	14	⇨	41 ^N	59	⇨	8	12	⇨							3	2 ^N	⇨
Paraguay	0 ^F	17	⇨	10 ^N	35	⇨	27	47	⇨		166 ^D					8	18 ^D	⇨
Philippines	0	44	⇨	3	28	⇨	10	42	⇨	156 ^H			2.2	4.2	⇨	28	30 ^D	⇨
Rwanda	0 ^F	3	⇨				2	3	⇨	30 ^A						1	2 ^P	⇨
Samoa	2 ^G	22	⇨	1 ^K	7	⇨	26	57	⇨							5	7 ^D	⇨
São Tomé and Príncipe	3 ^H	73	⇨				19	41	⇨								1 ^O	⇨
Senegal	0	10	⇨	2	20	⇨	6	22	⇨	2 ^L	2 ^M	⇨				3	4 ^N	⇨
Sierra Leone	0 ^F	2	⇨				3	5	⇨							1	2 ^D	⇨
Solomon Islands	0	5	⇨	23 ^M	41	⇨	15	15	⇨									⇨
Somalia	0 ^H	9	⇨				2	10	⇨							3	3 ^M	⇨
Sri Lanka	0	11	⇨	0	13	⇨	7	47	⇨	176 ^A	191 ^L	⇨				5	5 ^M	⇨
Sudan	0 ^G	3	⇨	0 ^J	6	⇨	3	21	⇨							3	7 ^N	⇨
Swaziland	0	19	⇨		24	⇨	17	34	⇨							4	5 ^D	⇨
Syrian Arab Republic	0 ^G	13	⇨	6 ^J	19	⇨	41	123	⇨		29 ^M					18	6 ^N	⇨
Tajikistan	0 ^I	1	⇨				45	37	⇨	713 ^H	660 ^I	⇨				22	15 ^D	⇨
Tanzania	0 ^F	2	⇨	2 ^M	4	⇨	3	5	⇨							0	1 ^P	⇨
Togo	0 ^F	41	⇨	4 ^K	31	⇨	3	11	⇨	82 ^E						3	4 ^D	⇨
Tonga	1	29	⇨	6 ^M	20	⇨	46	113	⇨							3 ^O	3 ^D	⇨
Tunisia	0	52	⇨	3	31	⇨	37	117	⇨		119 ^L					9	23 ^D	⇨
Turkmenistan	0 ^I	2 ^O	⇨				60	77	⇨							22	19 ^M	⇨
Uganda	0	4	⇨	1 ^K	3	⇨	2	2	⇨		20 ^I					1	3 ^D	⇨
Uzbekistan	0	11	⇨				69	66	⇨	1754 ^H						30	9 ^D	⇨
Vanuatu	1 ^F	35	⇨	7 ^M	15	⇨	18	33	⇨								4 ^O	⇨
Viet Nam	0 ^G	18	⇨	0 ^H	10	⇨	1	48	⇨	274 ^K			2.2	2.4	⇨	2	10 ^D	⇨
West Bank and Gaza		30	⇨		36	⇨	41 ^H	87	⇨									⇨
Yemen	0 ^F	5	⇨	1 ^L	7	⇨	11	28	⇨							4	11 ^N	⇨
Zambia	0	5	⇨	6 ^N	7	⇨	8	8	⇨							2	2 ^P	⇨
Zimbabwe	0	43	⇨	0	52	⇨	13	25	⇨							5	4 ^O	⇨
Countries with insufficient data to summarize the area																		
Andorra	14 ^F	90 ^P	⇨				414	438 ^O	⇨									
Antigua and Barbuda	23	128	⇨				253	488	⇨									
Cayman Islands		42 ^K	⇨				470	849 ^O	⇨									
Greenland	1	441	⇨	107 ^K			299	447	⇨									
Guam	7	313	⇨				293	509 ^O	⇨	167 ^G								
Korea, Dem. Rep.							25	21	⇨									
Liechtenstein		585	⇨				570	583	⇨									
Mayotte							31	70 ^O	⇨									
Northern Mariana Islands							287 ^H	396 ^P	⇨									
Palau																39 ^P		
Virgin Islands (USA)	28	273	⇨				453	635 ^O	⇨									
<p>UDHR: Universal Declaration of Human Rights CERD: International Convention on the Elimination of All Forms of Racial Discrimination CESCR: International Covenant on Economic, Social and Cultural Rights CEDAW: Convention on the Elimination of All Forms of Discrimination against Women CRC: Convention on the Rights of the Child</p> <p>Source: World Development Indicators 2004 website (www.worldbank.org/data/wdi2004/).</p> <p>Notes: Figure 0 means a value under 0.5. Data source year: A: 1985; B: 1986; C: 1987; D: 1988; E: 1989; F: 1990; G: 1991; H: 1992; I: 1993; J: 1994; K: 1995; L: 1996; M: 1997; N: 1998; O: 1999; P: 2000; Q: 2001.</p> <p>⇨ Significant progress ⇨ Slight progress ⇨ Stagnant ⇨ Slight regression ⇨ Significant regression</p>																		