

HEALTH: The governments of the world agreed on...

"(We) recognize the right of everyone to the enjoyment of the highest attainable standard of physical and mental health... The provision for the reduction of the stillbirth-rate and of infant mortality and for the healthy development of the child... The prevention, treatment and control of epidemic, endemic, occupational and other diseases..."

International Covenant on Economic, Social and Cultural Rights, Article 12, 1966.

"...take specific measures for closing the gender gaps in morbidity and mortality where girls are disadvantaged, while achieving internationally approved goals for the reduction of infant and child mortality."

World Conference on Women - Beijing Platform for Action, Paragraph 106, 1995.

HUMAN RIGHTS

The right to health and health services is enshrined in:

UDHR - Art. 25 CEDAW - Art. 11 & 14
CERD - Art. 5 CRC - Art. 24
CESCR - Art. 12

INTERNATIONAL COMMITMENTS

Health is considered in:

Millennium Development Goals - Goals 4 & 6
World Summit for Social Development - Commitments 8 & 10
Fourth World Conference on Women - Beijing Platform for Action - Critical Areas of Concern

	MALARIA (cases per 100,000 people)			TUBERCULOSIS (cases per 100,000 people)			PEOPLE LIVING WITH HIV/AIDS (15-49 years old)			INFANT MORTALITY (per 1,000 live births)			UNDER-5 MORTALITY (per 1,000 live births)		
	1997	2001	Progress or regression	1994	2001	Progress or regression	2001 (%)	2003 (%)	Progress or regression	1990	2003	Progress or regression	1990	2003	Progress or regression
Countries in better situation															
Albania				22	19 ^J	→				37	18	→	45	21	→
Algeria	1	1		49	62	←	<0.1	0.1		42	35	→	69	41	→
Andorra				37	7 ^J	→					6			7	
Antigua and Barbuda				5 ^E	6 ^J	←					11			12	
Armenia	24	2		20	50	←	0.1	0.1		50	30	→	60	33	→
Australia				6	3	→	0.1	0.1		8	6		10	6	→
Austria				16	11 ^J	→	0.2	0.3		8	4	→	9	5	→
Bahamas				28	14 ^J	→	3	3		24	11	→	29	14	→
Bahrain				8 ^D	36	←	0.1	0.2		15	12	→	19	15	→
Barbados				1 ^D	2 ^J		1.5	1.5		14	11	→	16	13	→
Belarus				42	51	←				18	13	→	21	17	→
Belgium				15	7	→	0.2	0.2		8	4	→	9	5	→
Bosnia and Herzegovina				45	42	→		<0.1		18	14	→	22	17	→
Brunei Darussalam				52 ^F	66 ^J	←	<0.1	<0.1		10	5	→	11	6	→
Bulgaria				63	39	→		<0.1		15	14		16	15	
Canada				7	5 ^J	→	0.3	0.3		7	5		9	6	→
Chile				30	14	→	0.3	0.3		16	8	→	19	9	→
China	2	2		30	47	←	0.1	0.1		38	30	→	49	37	→
Colombia	452	482		24	26 ^J	←	0.5	0.7		29	18	→	36	21	→
Cook Islands				21	0	→					18		32	21	→
Costa Rica	126	33	→	9	13	←	0.6	0.6		15	8	→	17	10	→
Croatia				48	30	→		<0.1		11	6	→	13	7	→
Cuba				15	7	→	0.1	0.1		11	6	→	13	8	→
Cyprus				5	4					11	4	→	12	5	→
Czech Republic				19	11	→	<0.1	0.1		11	4	→	11	4	→
Denmark				10	8 ^J		0.2	0.2		8	3	→	9	4	→
Dominica				17	3 ^J	→				19	12	→	23	14	→
Egypt				6	16	←	<0.1	<0.1		76	33	→	104	39	→
El Salvador		6		70	21	→	0.6	0.7		46	32	→	60	36	→
Estonia				43	42		0.7	1.1	←	12	8	→	17	9	→
Fiji				37	21	→	0.1	0.1		25	16	→	31	20	→
Finland				11	6	→	0.1	0.1		6	4		7	5	
France				16	7	→	0.4	0.4		7	4	→	9	5	→
Germany				16	8 ^J	→	0.1	0.1		7	4	→	9	5	→
Greece				7 ^F	5 ^J	→	0.2	0.2		10	4	→	11	5	→
Grenada				3	2					30	18	→	37	23	→
Guatemala	305	307		26	21	→	1.1	1.1		60	35	→	82	47	→
Hungary				41	25	→		0.1		15	7	→	16	8	→
Iceland				7	2	→	0.2	0.2		6	3	→	5	4	
Iran, Islamic Rep.	60	32		21	16	→	0.1	0.1		54	33	→	72	39	→
Ireland				15	7	→	0.1	0.1		8	6		9	6	→
Israel				8	8			0.1		10	5	→	12	6	→

→ Significant progress
→ Slight progress
|| Stagnant
← Slight regression
← Significant regression






Notes: Children immunization status is included among the indicators used to build the ranking.
Data source year: A: 1989; B: 1992; C: 1994; D: 1995; E: 1996; F: 1997; G: 1998; H: 1999;
I: 2000; J: 2002.

	MALARIA (cases per 100,000 people)			TUBERCULOSIS (cases per 100,000 people)			PEOPLE LIVING WITH HIV/AIDS (15-49 years old)			INFANT MORTALITY (per 1,000 live births)			UNDER-5 MORTALITY (per 1,000 live births)		
	1997	2001	Progress or regression	1994	2001	Progress or regression	2001 (%)	2003 (%)	Progress or regression	1990	2003	Progress or regression	1990	2003	Progress or regression
Italy				10	7 ^J	→	0.5	0.5		8	4	→	10	4	→
Japan				36	25	→	<0.1	<0.1		5	3		6	4	
Jordan				11	6	→	<0.1	<0.1		35	23	→	43	28	→
Korea, Rep.	4	5		86	71	→	<0.1	<0.1		8	5	→	9	5	→
Kuwait				14	29 ^G	←				14	8	→	16	9	→
Latvia				44	73	←	0.5	0.6		14	10	→	20	12	→
Lebanon				31	10	→	0.1	0.1		32	27	→	37	31	→
Libya				30 ^D	35	←		0.3		34	13	→	42	16	→
Lithuania				57	74	←	0.1	0.1		10	8		13	11	
Luxembourg				8	12	←	0.2	0.2		7	5		9	5	→
Macedonia, FYR				37	32	→	<0.1	<0.1		32	10	→	41	11	→
Malaysia	127	56	→	60	64	←	0.4	0.4		16	7	→	21	7	→
Malta				7	2	→	0.1	0.2		9	5	→	14	6	→
Mauritius	6	1 ^H		14	11	→				21	16	→	25	18	→
Mexico	5	5		18	17		0.3	0.3		37	23	→	46	28	→
Moldova				60	0	→		0.2		30	26	→	37	32	→
Monaco				3	0 ^J	→					4			4	
Nauru				38	23	→					25			30	
Netherlands				12	8 ^J	→	0.2	0.2		7	5		8	5	→
New Zealand				10	10		0.1	0.1		8	5	→	11	6	→
Nicaragua	915	201	→	64	42	→	0.2	0.2		52	30	→	68	38	→
Norway				6	6		0.1	0.1		7	3	→	9	4	→
Oman	45	24		15	9	→	0.1	0.1		25	10	→	30	12	→
Paraguay	11	48		39	37	→	0.4	0.5		30	25	→	37	29	→
Poland				43	25	→		0.1		19	6	→	19	7	→
Portugal				57	38	→	0.4	0.4		11	4	→	15	5	→
Qatar				59 ^D	45	→				19	11	→	25	15	→
Samoa				28	15	→				33	19	→	42	24	→
San Marino				8	4	→					4		10	5	→
Saudi Arabia	106	15	→	15	14					34	22	→	44	26	→
Serbia and Montenegro				34	38	←	0.2	0.2			12		30	14	→
Seychelles				11 ^D	36 ^J	←				17	11	→	21	15	→
Singapore				50	37	→	0.2	0.2		7	3	→	8	3	→
Slovakia				33	17	→		<0.1		12	7	→	15	8	→
Slovenia				27	14	→	<0.1	<0.1		8	4	→	9	4	→
Spain				22 ^D	18 ^J	→	0.6	0.7		8	4	→	9	4	→
Sri Lanka	1196	348	→	34	47	←	<0.1	<0.1		19	13	→	23	15	→
St. Kitts and Nevis				5	2	→				30	19	→	36	22	→
St. Lucia				17	9	→				19	16	→	24	18	→
St. Vincent and Grenadines				12 ^D	12					21	23		26	27	
Sweden				6	4	→	0.1	0.1		6	3	→	6	3	→
Switzerland				13	8 ^J	→	0.4	0.4		7	4	→	8	5	→
Syrian Arab Republic	1	0		37	27	→		<0.1		37	16	→	44	18	→
Tonga				24	15	→				25	15	→	27	19	→
Tunisia				27	20	→	<0.1	<0.1		37	19	→	52	24	→
Turkey	56	16		37 ^D	26 ^J	→				61	33	→	78	39	→
Ukraine				40	0	→	1.2	1.4		18	15	→	22	20	
United Arab Emirates	4			19	4	→				12	7	→	14	8	→
United Kingdom				11	12 ^J					8	5	→	10	6	→
United States of America				9	5	→	0.6	0.6		9	7		10	8	
Uruguay				21	19	→	0.3	0.3		20	12	→	24	14	→
Venezuela	98	81		23	26	←	0.6	0.7		23	18	→	27	21	→
Countries above average															
Argentina	2	1		40	28	→	0.7	0.7		25	17	→	28	20	→
Azerbaijan	130	13	→	37	46	←		<0.1		84	75	→	105	91	→
Bangladesh	56	40		40	60	←				96	46	→	144	69	→
Belize	1790	475	→	30	54 ^J	←	2.1	2.4		39	33	→	49	39	→
Bhutan	464	279	→	64	45	→				75 ^B	70	→	166	85	→
Bolivia	662	185	→	130	112	→	0.1	0.1		87	53	→	120	66	→
Brazil	240	225		48	45	→	0.6	0.7		50	33	→	60	35	→
Cape Verde	5	33 ^I		80 ^D	68	→				45	26	→	60	35	→
Comoros	2422	1930 ^I	→	19	17 ^I	→				88	54	→	120	73	→

Significant progress
 Slight progress
 Stagnant
 Slight regression
 Significant regression

Notes: Children immunization status is included among the indicators used to build the ranking.
Data source year: **A:** 1989; **B:** 1992; **C:** 1994; **D:** 1995; **E:** 1996; **F:** 1997; **G:** 1998; **H:** 1999;
I: 2000; **J:** 2002.

	MALARIA (cases per 100,000 people)			TUBERCULOSIS (cases per 100,000 people)			PEOPLE LIVING WITH HIV/AIDS (15-49 years old)			INFANT MORTALITY (per 1,000 live births)			UNDER-5 MORTALITY (per 1,000 live births)		
	1997	2001	Progress or regression	1994	2001	Progress or regression	2001 (%)	2003 (%)	Progress or regression	1990	2003	Progress or regression	1990	2003	Progress or regression
Dominican Republic	10	12	↔	57	54	→	1.8	1.7	↔	53	29	→	65	35	→
Ecuador	137	846	←	86	45	→	0.3	0.3	↔	43	24	→	57	27	→
Georgia		8		30 ^D	82	←	<0.1	0.1	↔	24	41	←	29	45	←
Honduras	1101	365	→	79	45	→	1.6	1.8	↔	47	32	→	59	41	→
India	275	192	→	122	98	→	0.8	0.9	↔	80	63	→	123	87	→
Indonesia	79	93	↔	26	81	←	0.1	0.1	↔	60	31	→	91	41	→
Iraq	66	5	→	101	46	→		<0.1		40	102	←	50	125	←
Jamaica				4	4 ^J	↔	0.8	1.2	↔	17	17	↔	20	20	↔
Korea, Dem. Rep.		516		51 ^F	178 ^J	←				26	42	←	55	55	↔
Kyrgyzstan		1		60	0	→	<0.1	0.1	↔	68	59	→	83	68	→
Lao PDR	1076	498	→	25	49	←	<0.1	0.1	↔	120	82	→	163	91	→
Micronesia, Fed. Sts.				165	91	→				26	19	→	31	23	→
Morocco	1	0	↔	114	88	→		0.1		66	36	→	85	39	→
Myanmar	256	252	↔	36	153	←	1	1.2	↔	91	76	→	130	107	→
Nepal	29	29	↔	78	123	←	0.4	0.5	↔	100	61	→	145	82	→
Pakistan	54	55	↔	11 ^D	46	←	0.1	0.1	↔	96	81	→	130	103	→
Palau				245	44	→					23		34	28	→
Panama	19	32	↔	32	51	←	0.7	0.9	↔	27	18	→	34	24	→
Peru	754	305	→	210	115	→	0.4	0.5	↔	58	26	→	80	34	→
Philippines	59	45	↔	269	168	→	<0.1	<0.1	↔	45	27	→	66	36	→
Romania				94	127	←		<0.1		27	18	→	32	20	→
Russian Federation				48	87	←	0.7	1.1	←	17	16	↔	21	21	↔
Solomon Islands	16854	16512	→	91	61	→				29	19	→	36	22	→
Suriname	2748	4075	←	13	23	←	1.3	1.7	↔	35	30	→	48	39	→
Tajikistan	507	186	→	16	65 ^J	←		<0.1		98	92	→	78	118	←
Thailand	163	100	→	83	86	←	1.7	1.5	↔	34	23	→	40	26	→
Trinidad and Tobago				10	11	↔	3	3.2	↔	21	17	→	24	20	→
Turkmenistan		0		46 ^D	35	→		<0.1		80	79	↔	97	102	←
Uzbekistan		0		67	80 ^J	←	<0.1	0.1	↔	53	57	←	62	69	←
Vanuatu	3442	3787	←	91	49	→				52	31	→	70	38	→
Viet Nam	86	86	↔	72	114	←	0.3	0.4	↔	36	19	→	51	23	→
Yemen	8560	7600 ^I	→	97 ^D	52	→		0.1		98	82	→	142	113	→
Countries in worse situation															
Afghanistan		1621		6 ^F	58	←				167	165	↔	260	257	→
Benin	11918	11545 ^G	→	40	44	←	1.9	1.9	↔	111	91	→	185	154	→
Botswana		2836		342	552	←	38	37.3	→	45	82	←	58	112	←
Burkina Faso		619 ^I		9	20	←	4.2	4.2	↔	118	107	→	210	207	→
Cambodia	1096	399	→	137	199	←	2.7	2.6	↔	80	97	←	115	140	←
Cameroon	4613	2900 ^G	→	57	100	←	7	6.9	↔	85	95	←	139	166	←
Chad	4843	4683 ^I	→	51	61 ^J	←	4.9	4.8	↔	118	117	↔	203	200	→
Congo, Dem. Rep.		1414 ^I		89	160	←	4.2	4.2	↔	128	129	↔	205	205	↔
Congo, Rep.	350	5880 ^I	←	119	209	←	5.3	4.9	↔	83	81	↔	110	108	↔
Côte d'Ivoire	6990	2449	→	100	107	←	6.7	7	↔	100	117	←	155	192	←
Djibouti	700	536 ^I	→	618	460	→	2.8	2.9	↔	119	97	→	175	138	→
Eritrea		5648		491	70 ^J	→	2.8	2.7	↔	92	45	→	147	85	→
Ethiopia		621		185	166	→	4.1	4.4	↔	128	112	→	204	169	→
Gabon	3152	2148 ^G	→	99	164	←	6.9	8.1	←	60	60	↔	92	91	↔
Gambia	27369	10096 ^H		92 ^D	136	←	1.2	1.2	↔	103	90	→	154	123	→
Ghana	11941	17143	←	101	57	→	3.1	3.1	↔	74	59	→	126	95	→
Guyana	3806	3554	→	36	82	←	2.5	2.5	↔	65	52	→	90	69	→
Haiti		119		83 ^D	168	←	5.5	5.6	↔	102	76	→	150	118	→
Kazakhstan				63	175	←	0.1	0.2	↔	42	63	←	67	73	←
Kenya		545 ^I		86	286	←	8	6.7	→	63	79	←	97	123	←
Madagascar	2219 ^A			80	111	←	1.3	1.7	↔	103	78	→	168	126	→
Maldives	4			103	43	→				80	55	→	115	72	→
Mali	3688	741	→	32	35	←	1.9	1.9	↔	152	122	→	250	220	→
Marshall Islands				122 ^E	113	→				63	53	→	92	61	→
Mauritania		9724 ^I		169 ^D	116 ^I	→	0.5	0.6	↔	120	120	↔	183	183	↔
Mongolia				73	151	←	<0.1	<0.1	↔	77	56	→	104	68	→
Namibia	26217	1502 ^J	→	97 ^D	593	←	21.3	21.3	↔	65	48	→	84	65	→
Niger	10026	1693 ^G	→	43	59	←	1.1	1.2	↔	191	154	→	320	262	→
Nigeria	593	30 ^I	→	9	36	←	5.5	5.4	↔	114	98	→	190	198	←

 **Significant progress**
 **Slight progress**
 **Stagnant**
 **Slight regression**
 **Significant regression**

Notes: Children immunization status is included among the indicators used to build the ranking.
 Data source year: **A:** 1989; **B:** 1992; **C:** 1994; **D:** 1995; **E:** 1996; **F:** 1997; **G:** 1998; **H:** 1999;
I: 2000; **J:** 2002.

	MALARIA (cases per 100,000 people)			TUBERCULOSIS (cases per 100,000 people)			PEOPLE LIVING WITH HIV/AIDS (15-49 years old)			INFANT MORTALITY (per 1,000 live births)			UNDER-5 MORTALITY (per 1,000 live births)		
	1997	2001	Progress or regression	1994	2001	Progress or regression	2001 (%)	2003 (%)	Progress or regression	1990	2003	Progress or regression	1990	2003	Progress or regression
Papua New Guinea	847	1793	←	128	93	→	0.4	0.6		79	69	→	101	93	→
Rwanda	20310	6510 ^I	→	61 ^D	73 ^J	←	5.1	5.1		107	118	←	178	203	←
Sao Tomé and Príncipe		31387 ^I		33	60 ^J	←				69	75	←	118	118	
Senegal		11925 ^I		85	93	←	0.8	0.8		90	78	→	148	137	→
Somalia		118 ^I		28	94	←				133	133		225	225	
South Africa	75	61		230	505	←	20.9	21.5	←	45	53	←	60	66	←
Sudan	5283	12530	←	85	75	→	1.9	2.3		75	63	→	120	93	→
Tanzania	3602	1207 ^H	→	116	167	←	9	8.8		102	104		163	165	
Togo		9273		30	36	←	4.3	4.1		88	78	→	152	140	→
Tuvalu				203	283	←				37			56	51	→
Uganda		46 ^I		138	162	←	5.1	4.1	→	100	81	→	160	140	→
Countries in worse situation															
Angola		6594		65	265	←	3.7	3.9		166	154	→	260	260	
Burundi		43505		64	100	←	6.2	6		114	114		190	190	
Central African Republic	2207 ^C			100 ^D	127 ^J	←	13.5	13.5		115	115		180	180	
Equatorial Guinea	2744 ^D			92	96 ^G	←				122	97	→	206	146	→
Guinea	10951	75386 ^I	←	46	74 ^J	←	2.8	3.2	←	145	104	→	240	160	→
Guinea-Bissau		2421 ^H		157	107	→				153	126	→	253	204	→
Kiribati				332	324	→				65	49	→	88	66	→
Lesotho				237	562 ^J	←	29.6	28.9	→	102	63	→	120	84	→
Liberia		26699 ^G		88	68 ^G	→	5.1	5.9	←	157	157		235	235	
Malawi		20080		197	213	←	14.3	14.2		146	112	→	241	178	→
Mozambique		19842		109	152	←	12.1	12.2		143	109	→	235	158	→
Sierra Leone		8943 ^H		63	106	←				185	166	→	302	284	→
Swaziland		469		245 ^D	631 ^J	←	38.2	38.8	←	77	105	←	110	153	←
Timor-Leste					355						87		160	124	→
Zambia	37458	18877	→	392	499	←	16.7	16.5		108	102	→	189	182	→
Zimbabwe		5410 ^I		213	413	←	24.9	24.6		53	78	←	80	126	←
Countries with insufficient data to summarize the area															
Bermuda				7 ^D	0 ^J	→									
Cayman Islands				6 ^D	0	→									
Channel Islands										7					
French Polynesia				42	20	→				18					
Greenland				10	8 ^J										
Guam				66	14	→				9					
Hong Kong (China)							0.1	0.1		6					
Liechtenstein											10			11	
Macao (China)										10					
Netherlands Antilles					3 ^J										
New Caledonia				70	16	→				13					
Niue				92	0	→									
Northern Mariana Islands.				83	57	→									
Puerto Rico				8	3	→				14					
Turks and Caicos Islands				105 ^H	15 ^J	→									
Virgin Islands (USA)				9	8 ^E	→				20					
West Bank and Gaza				3 ^D						42 ^B	22	→	40	24	→

UDHR: Universal Declaration of Human Rights
CERD: International Convention on the Elimination of All Forms of Racial Discrimination
CESCR: International Covenant on Economic, Social and Cultural Rights
CEDAW: Convention on the Elimination of All Forms of Discrimination against Women
CR: Convention on the Rights of the Child

Sources:
Malaria: Human Development Report 2000, UNDP for 1997 data and Communicable Disease Global Atlas Database, WHO (www.who.int/GlobalAtlas) for 2001 data.
Tuberculosis: Communicable Disease Global Atlas Database, WHO (www.who.int/GlobalAtlas).
People living with HIV/AIDS: 2004 Report on the global AIDS epidemic, UNAIDS.
Infant mortality: World Development Indicators 2004 website (www.worldbank.org/data/wdi2004/); UNICEF End Decade Website Database (www.childinfo.org) and The State of the World's Children 2005, UNICEF (www.unicef.org/sowc05).
Under-5 mortality: The State of the World's Children 2005, UNICEF (www.unicef.org/sowc05).

→ **Significant progress**
→ **Slight progress**
|| **Stagnant**
← **Slight regression**
← **Significant regression**

Notes: Children immunization status is included among the indicators used to build the ranking.
Data source year: **A:** 1989; **B:** 1992; **C:** 1994; **D:** 1995; **E:** 1996; **F:** 1997; **G:** 1998; **H:** 1999; **I:** 2000; **J:** 2002.